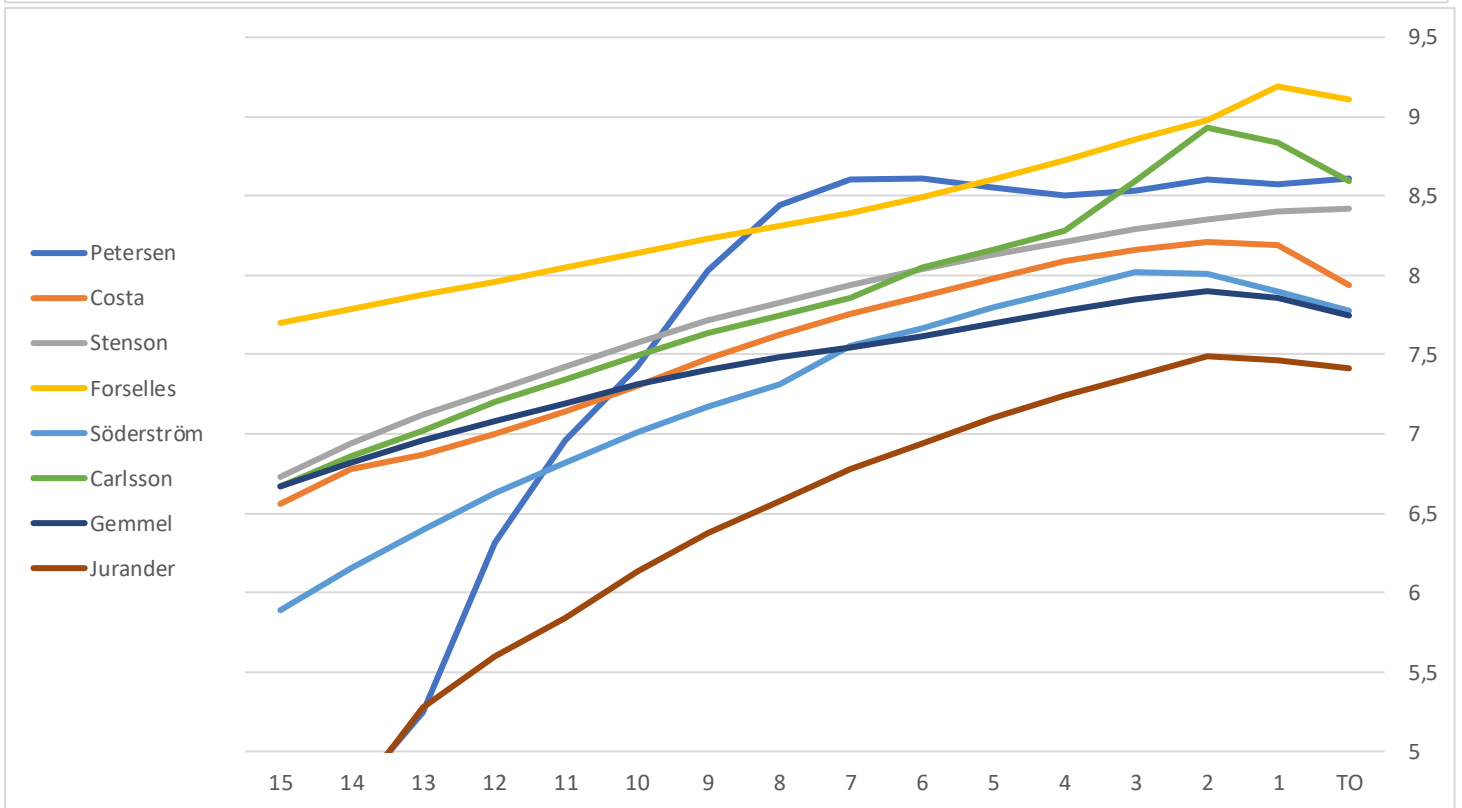
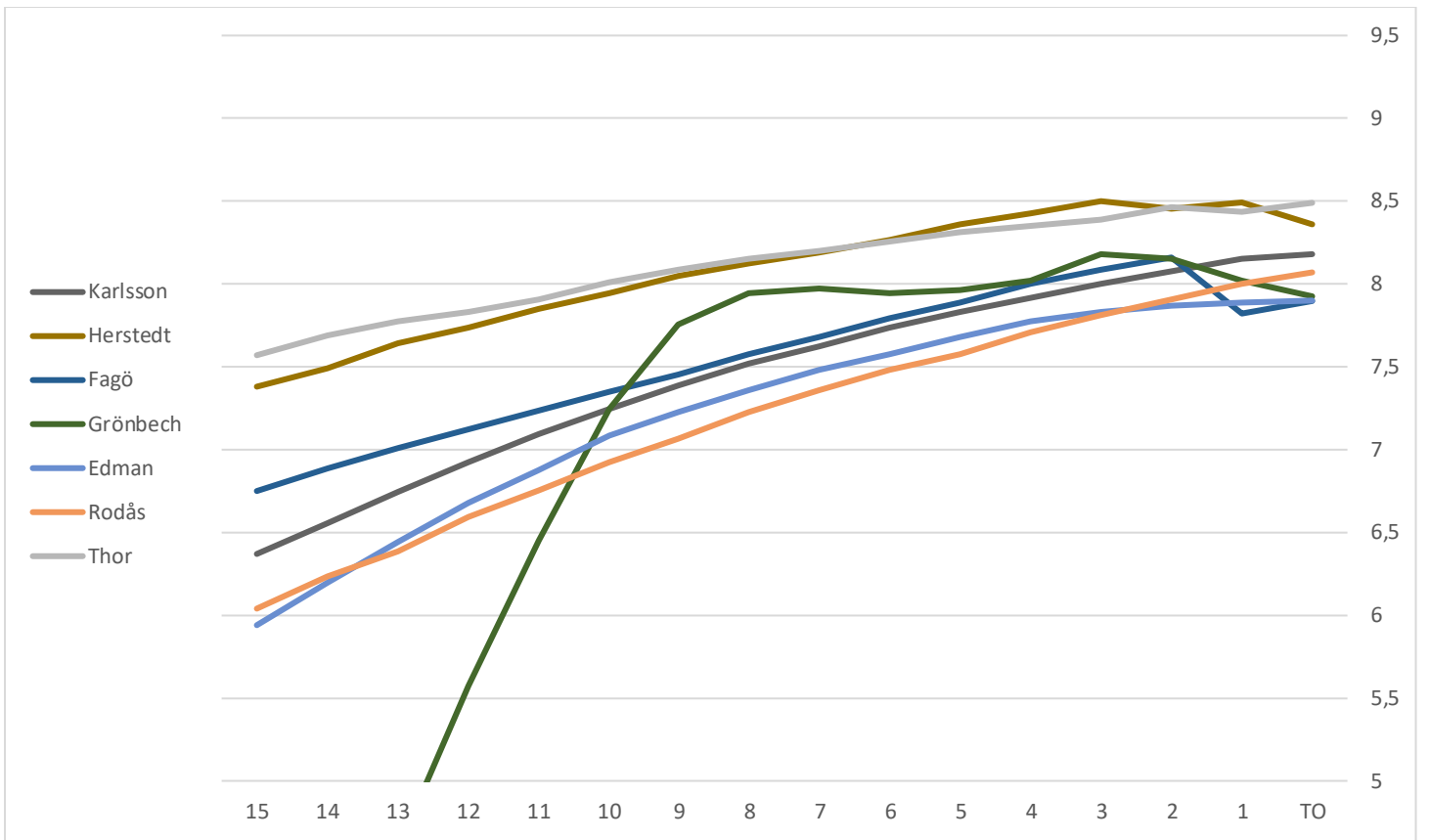


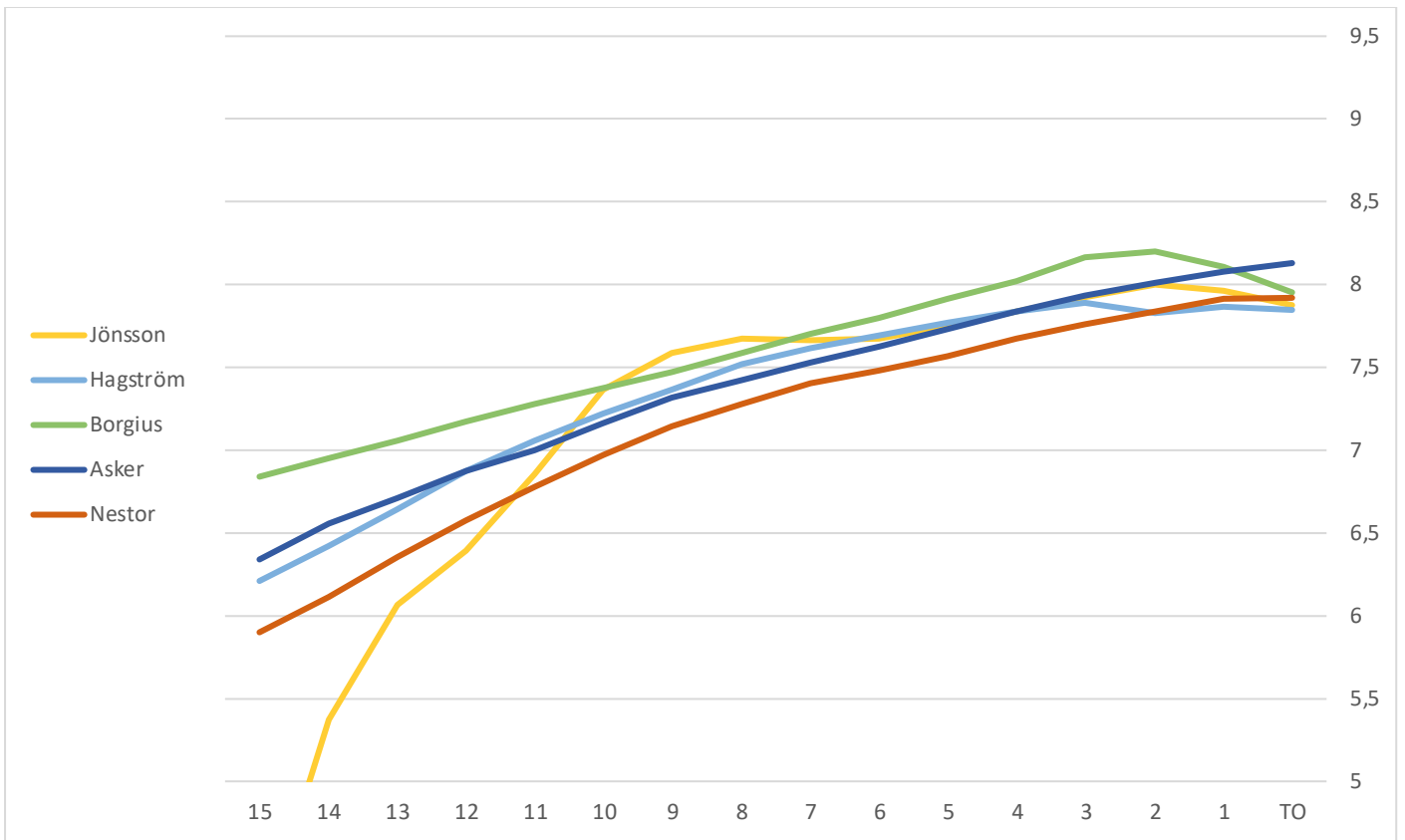


Örgryte IS Friidrott

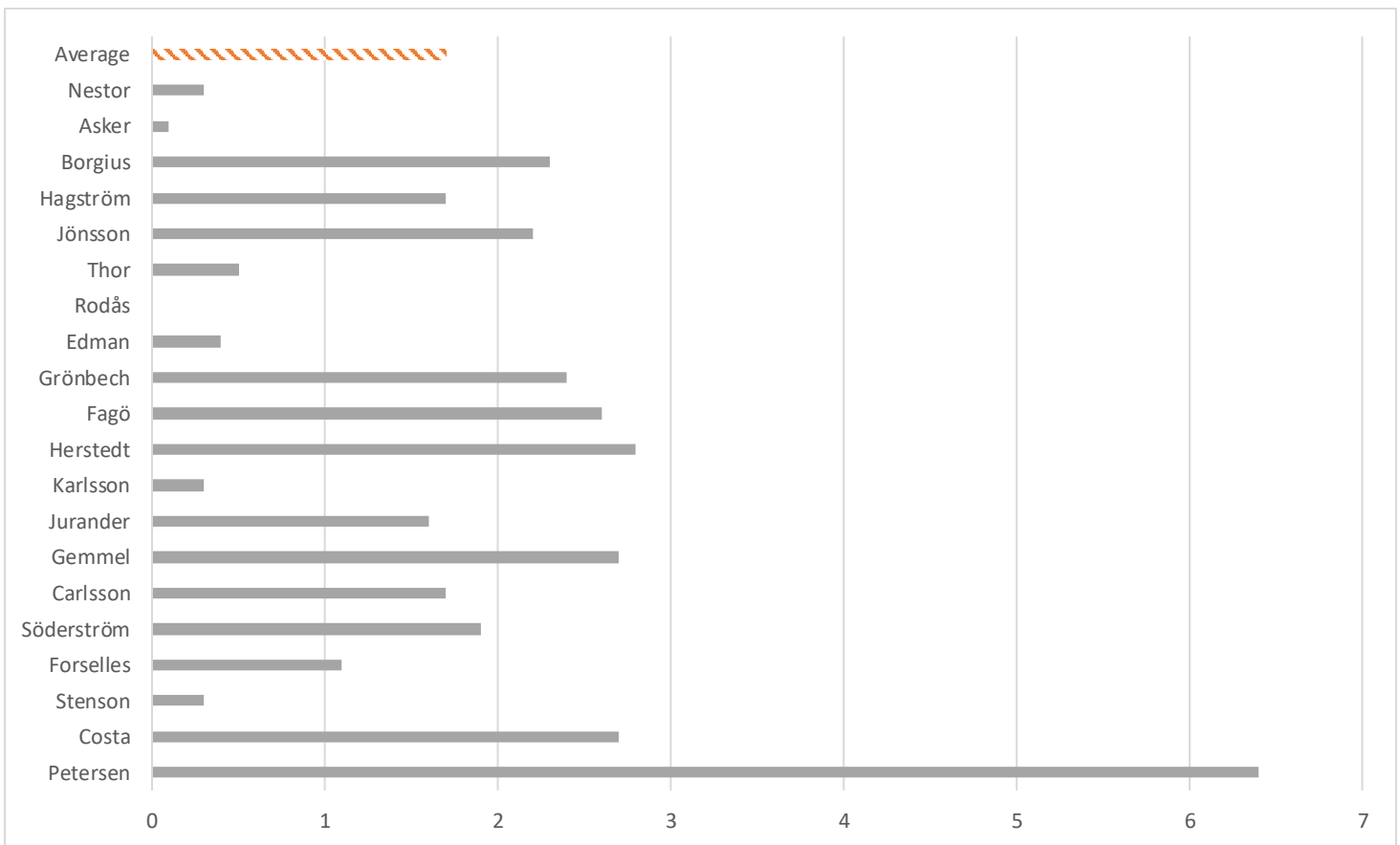
Stavhoppstouren Karlskrona (Men)

Athlete	Peak velocity[m/s]	Distance to peak velocity[m]	V - 15m	V -10m	V -5m	Takoff Velocity	% @ TO
Aske Petersen	8.62	6.4	3.18	7.42	8.55	8.61	0.1%
Bertram Costa	8.23	2.7	6.56	7.30	7.98	7.94	3.5%
Carl Stenson	8.44	0.3	6.73	7.58	8.13	8.42	0.2%
Carl Af Forselles	9.22	1.1	7.70	8.14	8.60	9.11	1.2%
Carl Einar Söderström	8.01	1.9	5.89	7.01	7.80	7.78	2.9%
Emil Carlsson	9.01	1.7	6.67	7.49	8.16	8.59	4.5%
Harald Gemmel	7.91	2.7	6.67	7.31	7.70	7.75	2.0%
Johan Jurander	7.51	1.6	3.70	6.13	7.10	7.41	1.3%
Jonathan Karlsson	8.20	0.3	6.37	7.25	7.83	8.18	0.2%
Magnus Herstedt	8.51	2.8	7.38	7.94	8.36	8.36	1.8%
Micael Fagö	8.19	2.6	6.75	7.35	7.79	7.90	3.5%
Nikolaj Grönbech	8.23	2.4	3.97	7.25	7.96	7.93	3.6%
Oliver Edman	7.96	0.4	5.94	7.08	7.68	7.90	0.8%
Patric Rodås	8.07	0.0	6.04	6.92	7.58	8.07	0.0%
Simon Thor	8.51	0.5	7.57	8.01	8.31	8.49	0.2%
Linus Jönsson	8.00	2.2	4.04	7.37	7.75	7.88	1.50%
Sten Hagström	7.90	1.7	6.21	7.27	7.77	7.85	0.6%
Teodor Borgius	8.22	2.3	6.84	7.38	7.91	7.95	3.3%
William Asker	8.15	0.1	6.34	7.16	7.73	8.13	0.2%
William Nestor	7.98	0.3	5.90	6.97	7.57	7.92	0.8%
Average	8.24	1.7	6.02	7.31	7.91	8.10	2.0%

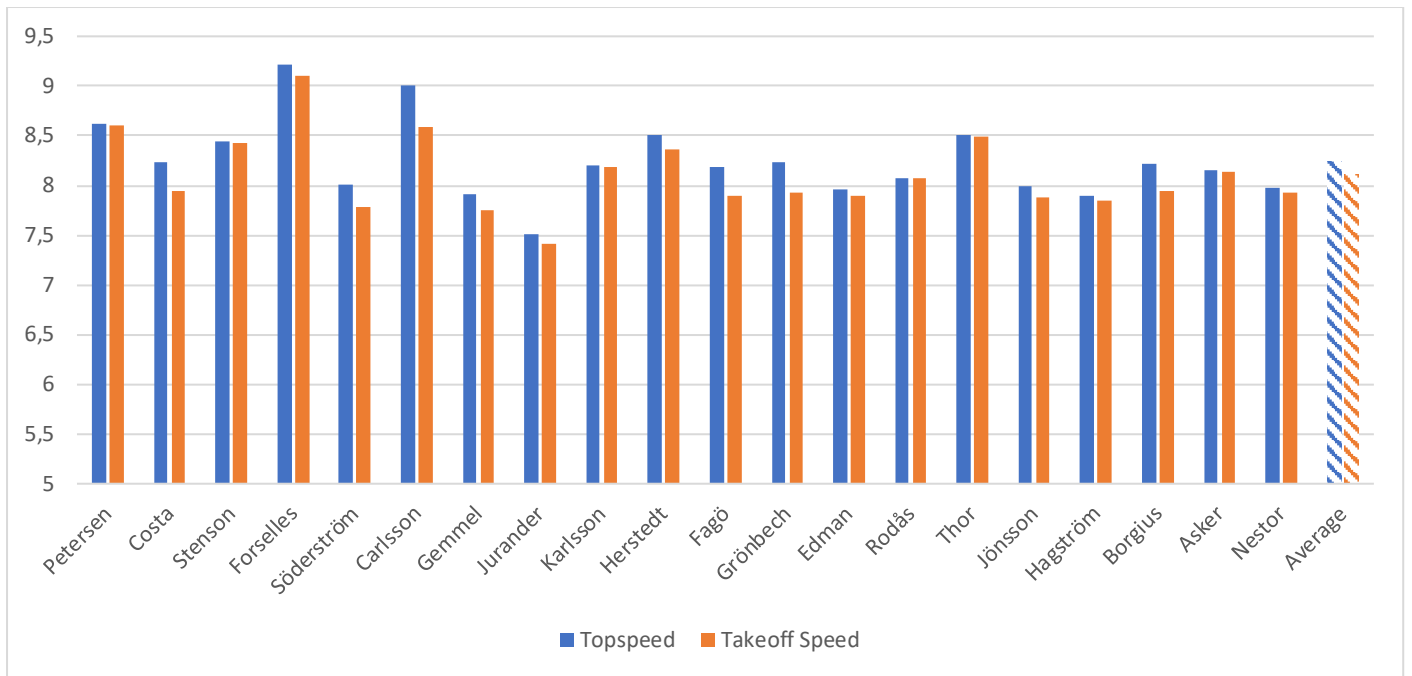




Runup speed – last 15m



Distance to takeoff @topspeed



Top Speed VS Takeoff Speed