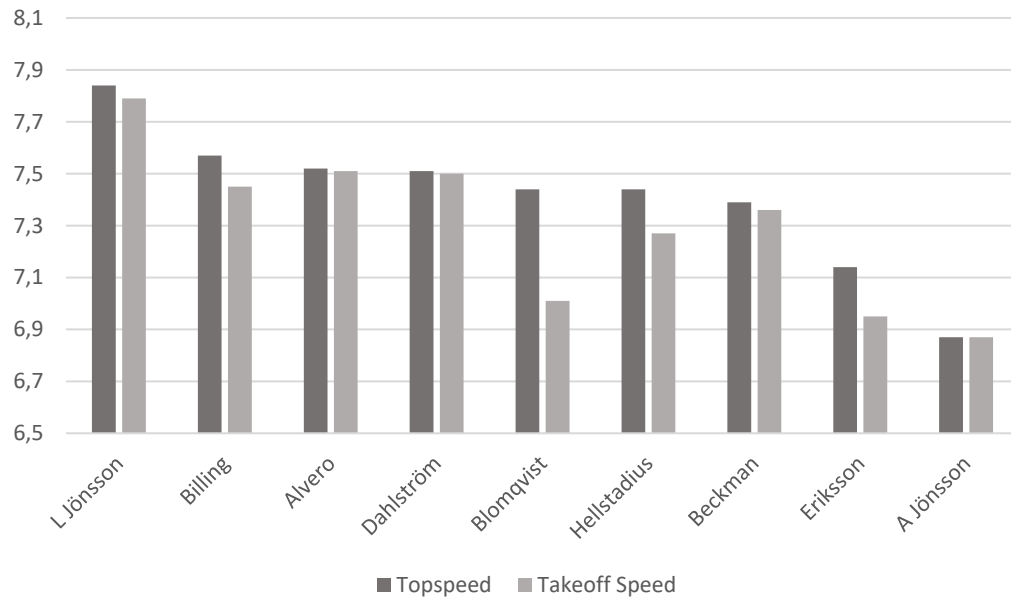
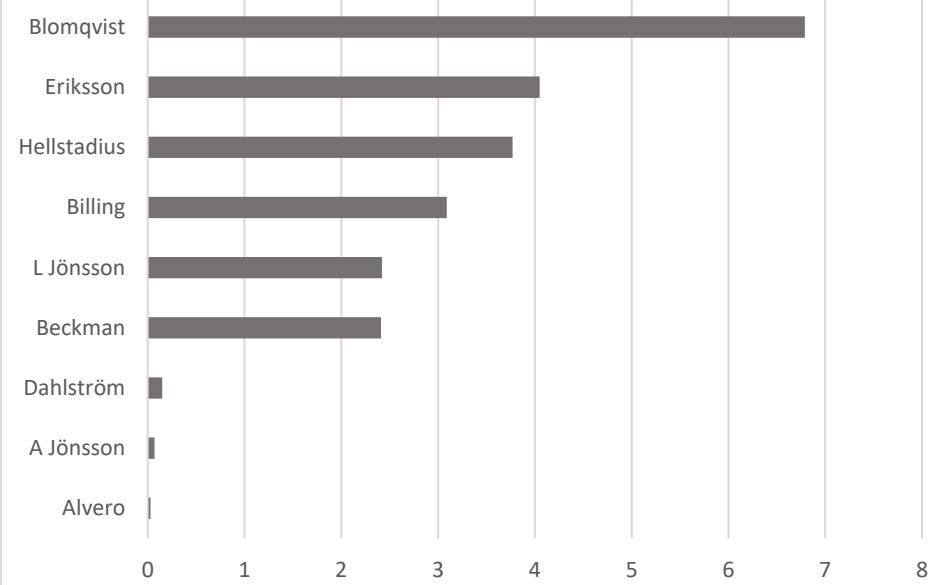


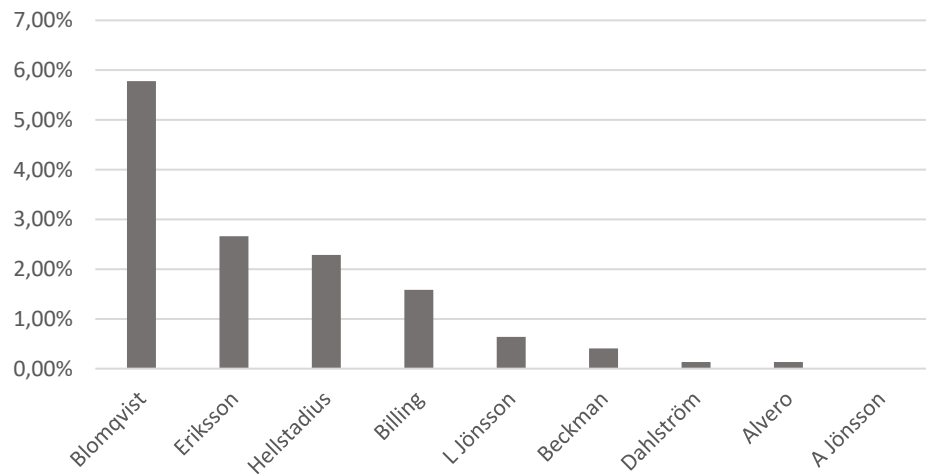
### Topspeed vs Takeoff Speed



### Distance to TO at topspeed



### % loss at TO



Namn	Topspeed	Takeoff Speed	Distance	% loss
L Jönsson	7,84	7,79	2,42	0,64%
Billing	7,57	7,45	3,09	1,59%
Alvero	7,52	7,51	0,03	0,13%
Dahlström	7,51	7,5	0,15	0,13%
Blomqvist	7,44	7,01	6,79	5,78%
Hellstadius	7,44	7,27	3,77	2,28%
Beckman	7,39	7,36	2,41	0,41%
Eriksson	7,14	6,95	4,05	2,66%
A Jönsson	6,87	6,87	0,07	0,00%